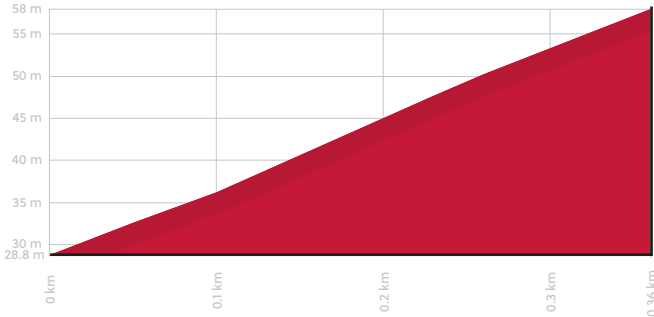


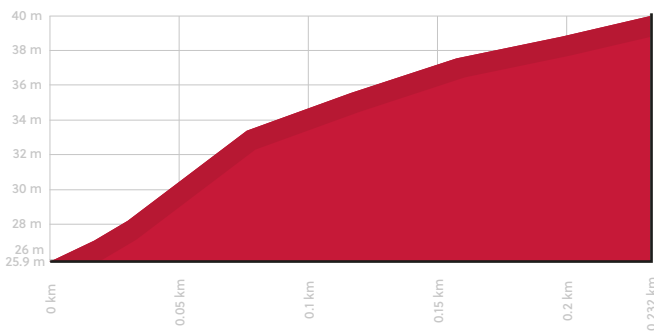


LOCAL CIRCUIT LEUVEN

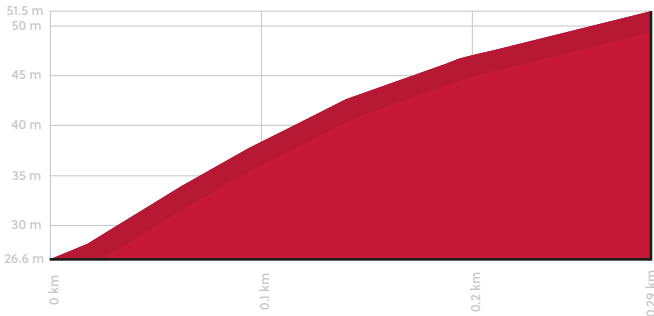
WIJNPERS / 360 M / 9% MAX / 7.98% AVG



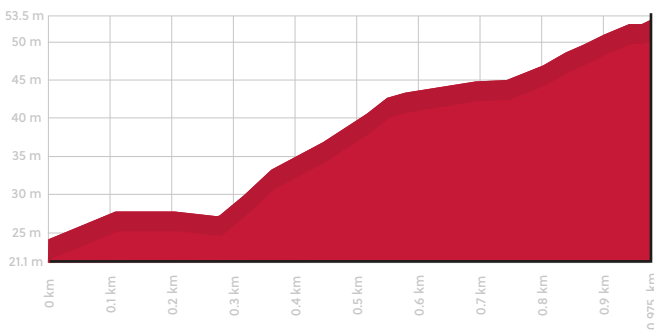
ST. ANTONIUSBERG / 230 M / 11% MAX / 5.47% AVG



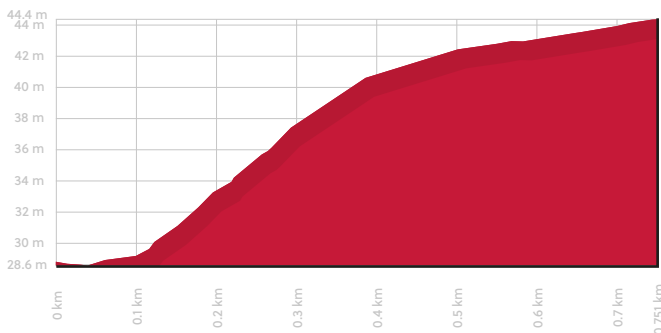
KEIZERSBERG / 290 M / 9% MAX / 6.6% AVG



DECOUXLAAN / 975 M / 6% MAX / 2.5% AVG

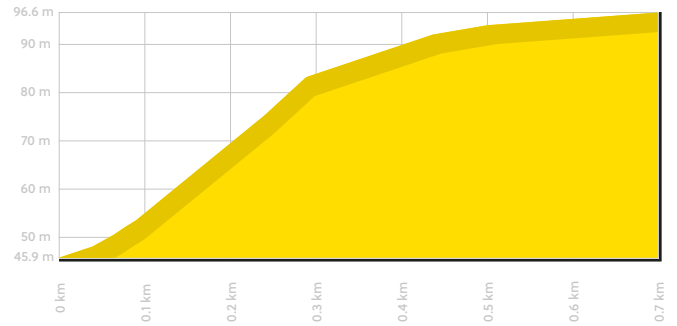


AANKOMST / 750 M / 5% MAX / 2.2% AVG

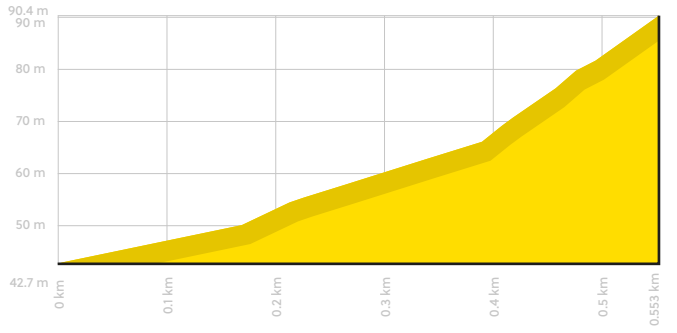


FLANDRIEN CIRCUIT

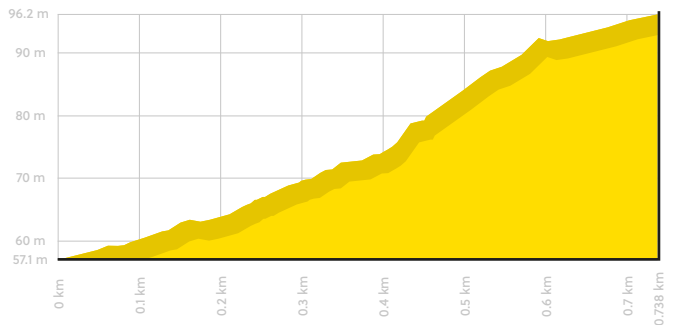
SMEYSBERG / 700 M / 16% MAX / 8.84% AVG



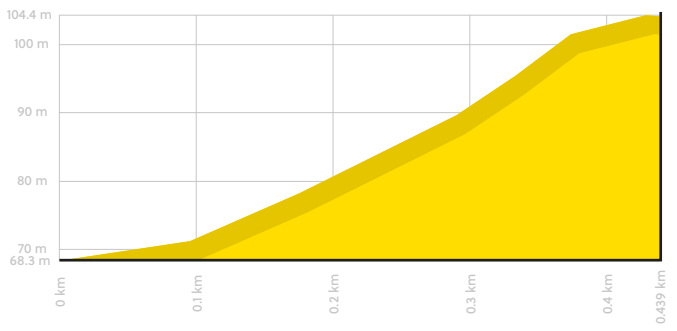
MOSKESSTRAAT / 550 M / 18% MAX / 7.98% AVG



S-BOCHT OVERIJSE - TAYMANSSTRAAT / 738 M / 18.3% MAX / 5.53% AVG



BEKESTRAAT / 439 M / 15% MAX / 7.65% AVG



VEEWEIDESTRAAT / 484 M / 12% MAX / 5.16% AVG

